

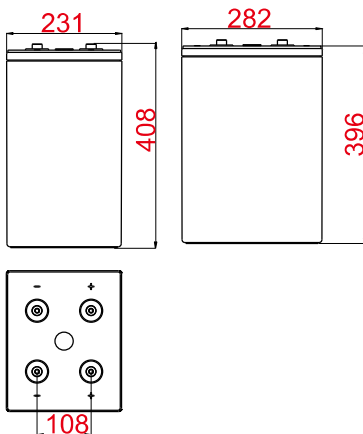
REXC series

REXC-1000

Narada®



Dimension (mm)



Feature

- | Design life 20 years
- | Combine the advantage of lead acid battery and supercapacitor
- | Ideal for PSOC cycle application
- | High power, rapid charge/discharge
- | Reduce sulfation of negative plate, excellent recharge acceptance performance
- | Waterproof, anti-salt treatment, shockproof module installation design
- | Comply with IEC60896, IEC61427 etc. standard

Application

- | Renewable energy storage
- | Smart power grids and microgrids system
- | Distributed energy storage system
- | Hybrid energy storage system such as solar and wind
- | Home energy storage system
- | Solar power generation grid/off-grid energy storage system
- | Emergency lighting system
- | Generator and battery hybrid energy system
- Other standby, cycling system

Parameter

Nominal Voltage	2V
Capacity	1000Ah (10hr to 1.80V/cell @25°C) 1200Ah (120hr to 1.85V/cell @25°C)
Typical Weight	76kg
Internal Resistance	Approx 0.15mΩ
Short-Circuit Current	12835A
Self Discharge	The residual capacity is above 90% after 90 days storage (25°C)
Temperature Ranges	Operation(recommended): 15°C~25°C Operation(maximum): -40°C~50°C
Max. charging current	300A
Max. constant charging current	200A
Charge Voltage	Floating: 2.25V (25°C) Equalizing/Cycle: 2.30V (25°C)
Terminal	M8 embedded copper
Terminal Hardware Torque	>10N·m

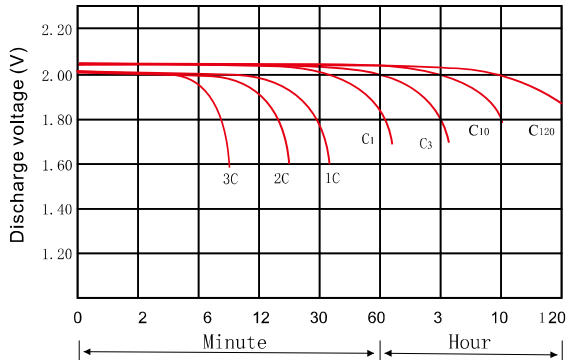
Constant Current Discharge Characteristics Units: Amperes (25°C)

End voltage per cell	1hr	3hr	5hr	8hr	10hr	24hr	48hr	72hr	120hr
1.75V	553.5	267.8	182.5	125.4	104.6	47.1	24.1	16.5	10.5
1.80V	525.7	261.9	178.4	123.0	103.2	46.1	23.8	16.3	10.3
1.83V	496.0	253.9	175.6	122.3	102.7	46.1	23.7	16.2	10.3
1.85V	464.2	240.2	167.1	118.0	99.0	44.8	22.8	15.6	10.0
1.88V	421.6	226.5	159.3	113.7	95.2	43.5	21.9	15.0	9.5

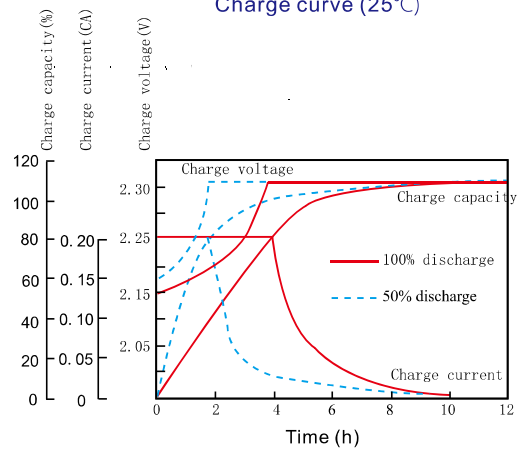
Discharge Data with Constant Power Units: Watts per cell (25°C)

End voltage per cell	15min	30min	1hr	2hr	3hr	4hr	5hr	6hr	8hr	10hr
1.75V	2466	1530.6	1122.2	708.0	558.6	446.8	377.3	327.7	271.1	228.4
1.80V	2320	1430.7	1033.1	682.0	541.6	439.9	367.4	320.7	265.1	224.4
1.83V	2185	1336.9	966.2	656.9	529.5	428.0	357.5	311.8	258.2	220.4
1.85V	2040	1235.6	885.3	631.9	511.5	416.1	347.5	302.9	250.0	212.5
1.88V	1896	1114.1	810.3	599.7	483.4	399.2	337.6	295.9	243.3	206.5

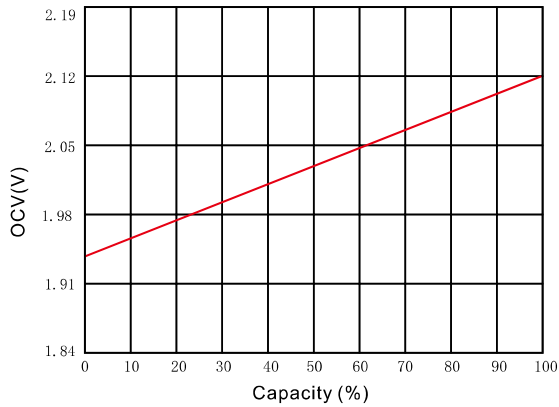
Discharge curve at different rate (25°C)



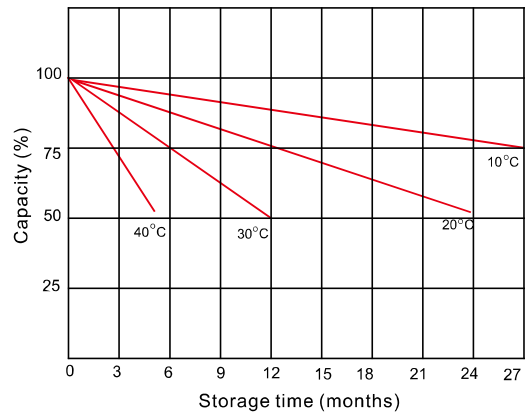
Charge curve (25°C)



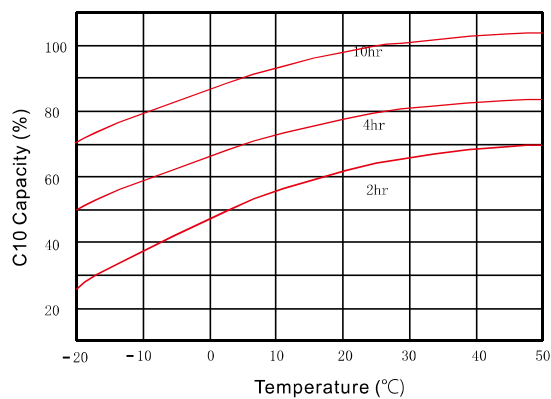
Capacity vs OCV curve



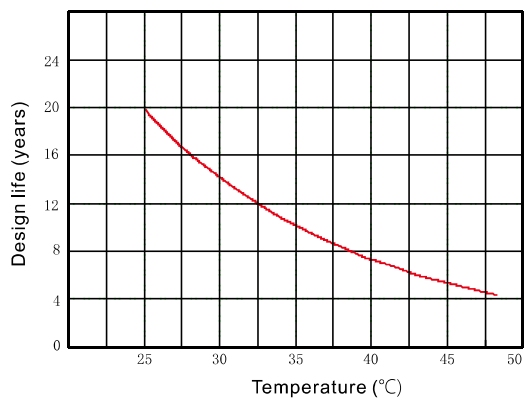
Residue capacity vs storage time



Capacity vs temperature curve



Design life vs temperature



OG Smart Systems Ltd.

For all your off-grid power generation needs

Tel: (+64) 021-157 0705

Email: info@off-grid.nz

