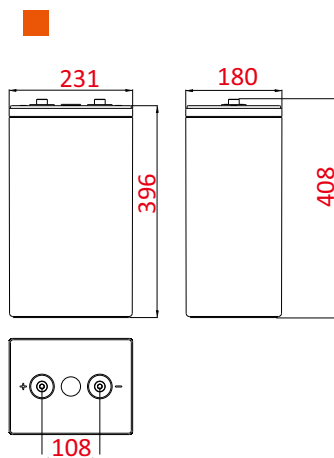


# REXC series

## REXC-600

**Narada**<sup>®</sup>



### Feature

- Design life 20 years
- Combine the advantage of lead acid battery and supercapacitor
- Ideal for PSOC cycle application
- High power, rapid charge/discharge
- Reduce sulfation of negative plate, excellent recharge acceptance performance
- Waterproof, anti-salt treatment, shockproof module installation design
- Comply with IEC60896, IEC61427 etc. standard

### Application

- Renewable energy storage
- Smart power grids and microgrids system
- Distributed energy storage system
- Hybrid energy storage system such as solar and wind
- Home energy storage system
- Solar power generation grid/off-grid energy storage system
- Emergency lighting system
- Generator and battery hybrid energy system
- Other standby, cycling system

### Parameter

Nominal Voltage	2V
Capacity	600Ah (10hr to 1.80V/cell @25°C) 720Ah (120hr to 1.85V/cell @25°C)
Typical Weight	46kg
Internal Resistance	Approx 0.23mΩ
Short-Circuit Current	8614A
Self Discharge	The residual capacity is above 90% after 90 days storage (25°C)
Temperature Ranges	Operation(recommended):15°C~25°C Operation(maximum):-40°C~50°C
Max. charging current	180A
Max. constant charging current	120A
Charge Voltage	Floating:2.25V (25°C) Equalizing/Cycle: 2.30V(25°C)
Terminal	M8 embedded copper
Terminal Hardware Torque	>10N·m

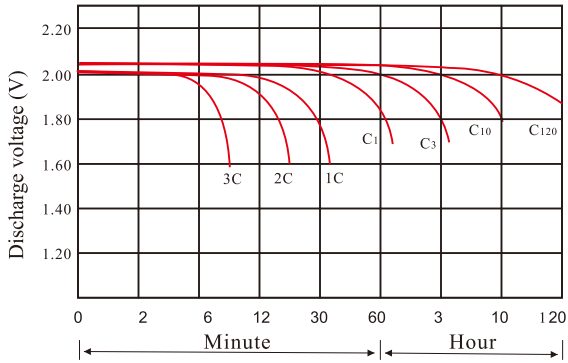
Constant Current Discharge Characteristics Units: Amperes(25°C)

End voltage per cell	1hr	3hr	5hr	8hr	10hr	24hr	48hr	72hr	120hr
1.75V	339.3	155.9	108.3	75.8	63.2	28.2	14.6	10.0	6.30
1.80V	317.8	151.2	105.8	74.4	61.8	27.7	14.2	9.70	6.20
1.83V	297.6	146.3	103.3	73.1	60.5	27.1	13.9	9.50	6.10
1.85V	286.9	143.4	102.3	72.3	60.1	26.8	13.8	9.50	6.00
1.88V	274.8	140.5	101.2	71.4	59.6	26.6	13.7	9.40	5.90

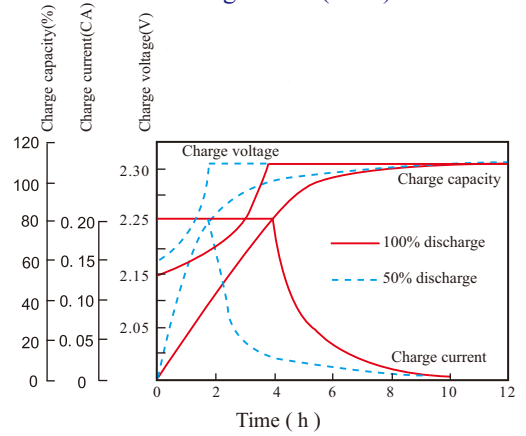
Discharge Data with Constant Power Units: Watts per cell(25°C)

End voltage per cell	15min	30min	1hr	2hr	3hr	4hr	5hr	6hr	8hr	10hr
1.75V	1480	1033.1	698.8	453.7	323.9	263.2	223.6	192.4	147.2	123.6
1.80V	1392	996.6	682.7	445.3	312.5	254.7	217.3	186.8	143.4	121.7
1.83V	1311	939.9	658.3	427.2	304.9	250.9	212.8	181.1	140.6	119.3
1.85V	1224	886.2	620.9	409.2	295.9	244.9	207.2	176.9	138.7	117.0
1.88V	1138	824.1	583.4	380.3	285.8	236.5	200.4	170.6	134.9	114.1

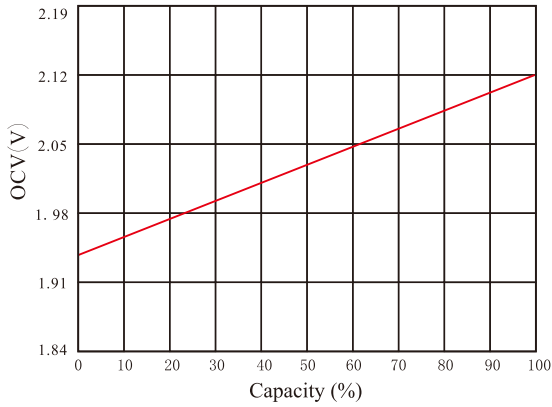
Discharge curve at different rate (25°C)



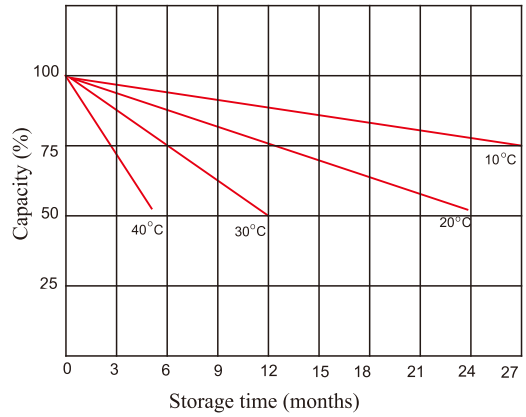
Charge curve (25°C)



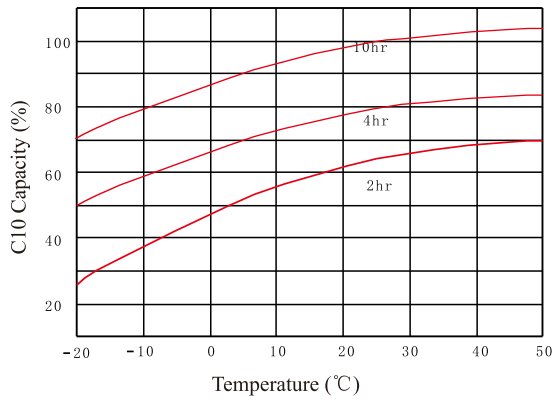
Capacity vs OCV curve



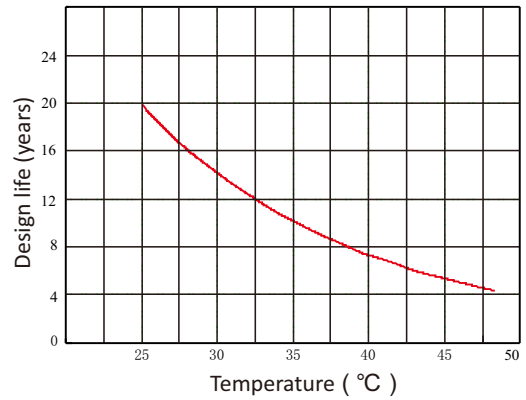
Residue capacity vs storage time



Capacity vs temperature curve



Design life vs temperature



**OG Smart Systems Ltd.**  
For all your off-grid power generation needs

Tel: (+64) 021-157 0705

Email: info@off-grid.nz



Subject to revision without prior notice